



# Outstanding Academic Achievement

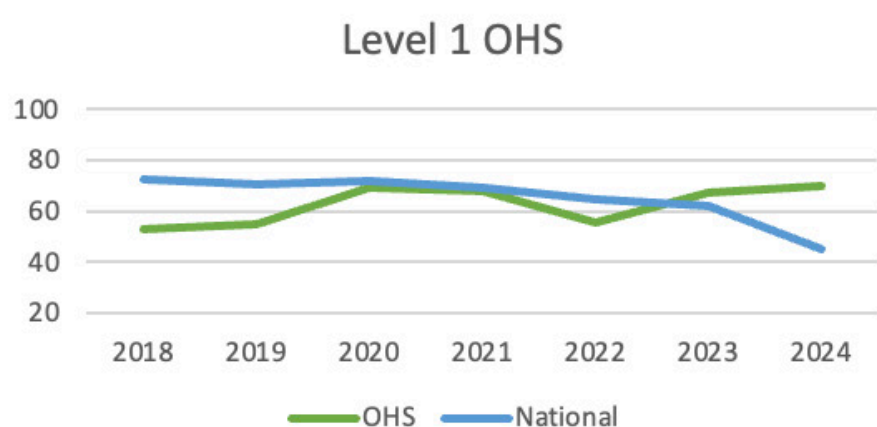
We are delighted to report on our excellent 2024 academic results for NCEA Levels 1-3

Our NCEA results are going from strength to strength, driven by a strong focus on academic tracking, high-quality teaching, and a school culture where learning comes first. Students are supported to set goals, monitor their progress and take pride in their achievements. At Onehunga High School our values guide everything we do, creating an environment where success is nurtured, realised and celebrated.

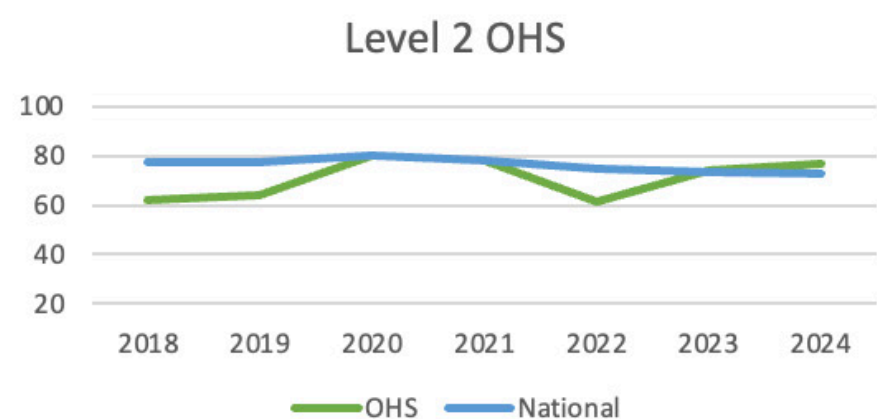
**71%** Level 1 (25% above national)

**79%** Level 2 (5% above national)

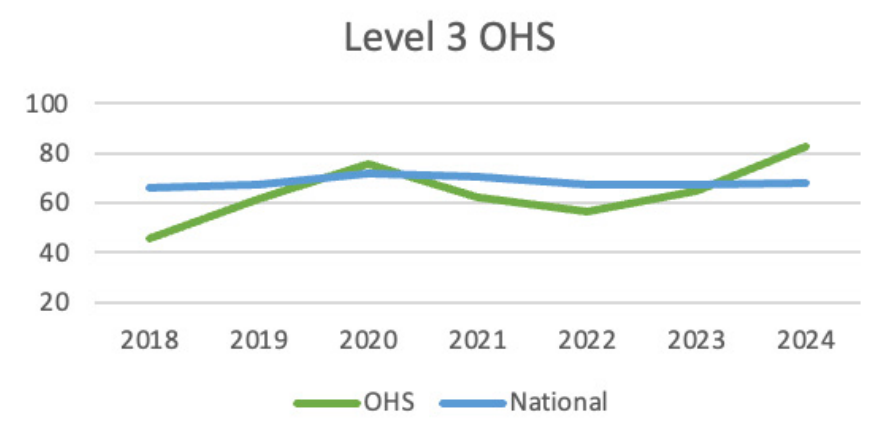
**82%** Level 3 (12% above national)



At Level 1, the 71% pass rate in 2024 is an increase from 67% percent in 2023 and well above the national average of 46%. This continues a steady rise from OHS 55% pass rate in 2022 and reflects significant and sustained improvement in student achievement at this level.



At Level 2, the 79% pass rate in 2024 marks a continued rise from 74% in 2023 and 61% in 2022. This is the school's strongest result outside the COVID years and, for the first time in over a decade, is above the national average. It reflects the impact of consistent academic tracking, timely interventions, and a strong focus on learner progress.



The 82% pass rate in 2024 is the highest result the school has ever recorded, up from 66% percent in 2023 and 57% in 2022. It now exceeds the national average. As the most demanding level of NCEA, this result shows what our students are truly capable of. We will continue to build on these excellent results.



# Outstanding Academic Achievement

## All students at Onehunga High School are experiencing success

The impressive results speak for themselves:

- Pasifika students achieved 71% at Level 1, 77% at Level 2, and 78% at Level 3.
- Māori students achieved 69% at Level 1, 65% at Level 2 and an outstanding 87% at Level 3.

**Level 1 NCEA OHS Ethnicity Data %**

	2018	2019	2020	2021	2022	2023	2024
Māori	40	46.3	61.1	69.4	49	50	68.8
European	77.4	50	81	89.5	58.3	77.4	70.9
Pasifika	41.5	54.1	60.2	66	53.6	62.8	71.3
Asian	83.3	70.4	86.4	83.3	52.9	70.4	67.5
MELAA	33.3	100	100	75	83.3	28.6	85.7

**Level 2 NCEA OHS Ethnicity Data %**

	2018	2019	2020	2021	2022	2023	2024
Māori	50	46.9	62.5	65.7	64.3	67.6	64.7
European	75	79.4	67.7	86.2	77.8	84	80.0
Pasifika	54.4	59	81.2	66	50.8	66.7	77.3
Asian	70.4	90.9	85.2	91.3	68.8	73	80.6
MELAA		20	100	85.7	75	83.3	80.0

**Level 3 NCEA OHS Ethnicity Data %**

	2018	2019	2020	2021	2022	2023	2024
Māori	26.9	55	65.4	57.1	38.7	60.5	87.1
European	75	77.8	85.7	72.4	76.1	73.7	90.3
Pasifika	35.2	57.5	65.8	54.7	47.3	63.4	78
Asian	62.1	70.4	93.1	77.8	52.2	61.3	73.7
MELAA	100	100	50	66.7	85.7	100	66.7

We are extremely proud of the academic achievement our students are experiencing. Groups that have historically underachieved are now making significant progress.

Pasifika male achievement at NCEA Level 3 has increased markedly over time: 27% in 2017 and 2018, 46% in 2019 and 2022, 62.7% in 2023, and 88% in 2024.

Māori male achievement at Level 3 has followed a similar upward trend: 38.5% in 2017, 13% in 2018, 33% in 2019, 37.5% in 2022, 62.7% in 2023, and 87% in 2024.

These improvements are especially significant given the increased number of Māori and Pasifika males staying through to Year 13 and therefore being included in the achievement data.